

## Artikel 3.

Characterization and  $\text{TiO}_2$ -  
Catalyzed Degradation of  
Polyurethane Biopolymer  
through Medium Pro  
Compost



[Home](#)   [About Us](#)   [Editorial Board](#)   [Indexed in](#)   [Current Issue](#)   [Coming Issue](#)   [Archives](#)   [Submission](#)  
[Contact Us](#)

## TOC Volume 36 Number 1

### A Review Article on Pharmaceutical Analysis of Pharmaceutical Industry According to Pharmacopoeias

Sony Ahmed<sup>1</sup>, Md. Shafiul Islam<sup>2\*</sup>, Borkat Ullah<sup>2,3</sup>, Saurav Kanti Biswas<sup>1</sup>, Md. Abdus Samad Azad<sup>2</sup> and Md. Shahadat Hossain<sup>2</sup>

[ [HTML Full Text](#)] [ [Abstract](#)] [ [PDF](#)] [ [XML](#)]

DOI : <http://dx.doi.org/10.13005/ojc/360101>



 Views: 2,899  PDF Downloads: 1297

### The Potential of Delonix Regia Pods Powder and Biochar for Remediating Contaminated Soils: A Comparative Study

Bolanle Morayo Babalola<sup>1\*</sup> and Hao Zhang<sup>2</sup>

[ [HTML Full Text](#)] [ [Abstract](#)] [ [PDF](#)] [ [XML](#)]

DOI : <http://dx.doi.org/10.13005/ojc/360102>



 Views: 537  PDF Downloads: 615

### Immune Recognition of Closed and Open Lactam Rings and Their Influence on Immunoassays of Ampicillin Antibiotics

Nadezhda S. Komova, Anna N. Berlina, Anatoly V. Zherdev and Boris B. Dzantiev\*


[ [HTML Full Text](#)] [ [Abstract](#)] [ [PDF](#)] [ [XML](#)]

DOI : <http://dx.doi.org/10.13005/ojc/360103>



 Views: 355  PDF Downloads: 487

### Determination of Antioxidant Properties and Antimicrobial Activity of Vinyl Phenolic Compounds Extracted from Saccharomyces Cerevisiae Against Uropathogenic Bacteria

Muazzam Sherif Maqbul<sup>1</sup>, Aejaz A. Khan<sup>2</sup>, Tasneem Mohammed<sup>2</sup>, S. M. Shakeel Iquba<sup>2\*</sup> , Ibrahim Ahmed Shaikh<sup>3</sup>, Uday M. Muddapur<sup>4</sup>, Gouse Basha Sheikh<sup>5</sup>, S. K. Singh<sup>6</sup>, Mohammed Shahid Hussain<sup>7</sup> and Mohammed Gamal<sup>8,9</sup>

[ [HTML Full Text](#)] [ [Abstract](#)] [ [PDF](#)] [ [XML](#)]

DOI : <http://dx.doi.org/10.13005/ojc/360104>



 Views: 396  PDF Downloads: 513

### Correlation between Dynamic Viscosity and Temperature for Vegetable Oil

Ioana Stanciu

[ [HTML Full Text](#)] [ [Abstract](#)] [ [PDF](#)] [ [XML](#)]

DOI : <http://dx.doi.org/10.13005/ojc/360105>



 Views: 549  PDF Downloads: 460



A New Edition of Web of Science

Journal is Indexed in  
**CABELLS**

SCHOLARLY ANALYTICS

Cabells Whitelist



National Academy of  
Agricultural Sciences, India  
2019 NAAS Score: 5.05

**CNKI**  
SCHOLAR

CNKI Scholar

(China National Knowledge Infrastructure)

Journal Archived in:



## News & Events

Life Fellowship Awards in  
Chemistry by Researchers Society  
of Chemical Sciences, Bhopal,  
India.



Membership Form of Researchers  
Society of Chemical Sciences

### Metal Complexes of Hybrid Oxygen- Arsenic Ligands-VII IR, Reflectance and EPR Spectral Studies of Oxomanganese (II)-Arsine Complexes Using Ligands from o-R<sub>2</sub>AsC<sub>6</sub>H<sub>4</sub>CO<sub>2</sub>H

S.S. Parmar<sup>1</sup>, A. Aggarwal<sup>2</sup>, M. L. Sehgal<sup>3\*</sup>, Midas Tsai<sup>2</sup> and S. Mittal<sup>4</sup>

[ HTML Full Text ] [ Abstract ] [ PDF ] [ XML ]

DOI : <http://dx.doi.org/10.13005/ojc/360106>



Views: 357 PDF Downloads: 421

### Evaluation of Fatty Acid Composition and Antimicrobial Activity of Eight Medicinal Plants from Kashmir

Zubair Rehman Nengroo<sup>1</sup>, Abdul Rauf<sup>1\*</sup>, Mohammad Danish<sup>2</sup>, Muzammil Sharief Dar<sup>3</sup>

[ HTML Full Text ] [ Abstract ] [ PDF ] [ XML ]

DOI : <http://dx.doi.org/10.13005/ojc/360107>



Views: 301 PDF Downloads: 475

### A Comparative Study of Iron Removal Efficiency by Precipitation Method and Deferrization Unit of DAN DADJI-IIIéla Drilling.

Yahouza Zaneidou, Manzola Abdou Salam<sup>\*</sup>, Amadou Haoua and Laouali Mahaman Sani

[ HTML Full Text ] [ Abstract ] [ PDF ] [ XML ]

DOI : <http://dx.doi.org/10.13005/ojc/360108>



Views: 173 PDF Downloads: 413

### Ionic Strength Effect on Green Malachite Adsorption onto Moroccan Montmorillonite Clay: Experimental Study and Theoretical Investigation

El Houssien Akichouh<sup>1\*</sup>, Samira Salhi<sup>1</sup>, Mohamed Khoutoul<sup>2</sup>, Mohamed El Miz<sup>1</sup>, Ali El Bachiri<sup>1</sup> and Abdesselam Tahani<sup>1</sup>

[ HTML Full Text ] [ Abstract ] [ PDF ] [ XML ]

DOI : <http://dx.doi.org/10.13005/ojc/360109>



Views: 368 PDF Downloads: 479

### Isolation of Secondary Metabolites from Ipomea Digitata L. Tuber Extracts and it's Effect on Cardiovascular Risk Parameters

Garima Ojha<sup>1,2\*</sup>, Kaushal Nath Mishra<sup>2</sup>, Harpreet Singh<sup>1</sup> and Arun Kumar Mishra<sup>1</sup>

[ HTML Full Text ] [ Abstract ] [ PDF ] [ XML ]

DOI : <http://dx.doi.org/10.13005/ojc/360110>



Views: 404 PDF Downloads: 473

### Tetraethyllead (TEL) in Gasoline as a Case of Contentious Science and Delayed Regulation: A Short Review

Chhandasi Guharoy Sarkar

[ HTML Full Text ] [ Abstract ] [ PDF ] [ XML ]

DOI : <http://dx.doi.org/10.13005/ojc/360111>



Views: 345 PDF Downloads: 427

### Optical Parameters of Amorphous Ge-Te-Se Films from Ellipsometric Measurements

Sultan Alomairy

[ HTML Full Text ] [ Abstract ] [ PDF ] [ XML ]

DOI : <http://dx.doi.org/10.13005/ojc/360112>



Views: 207 PDF Downloads: 418

### **Anticarcinogenic Activity of Eight Chromatographic Fractions of Ethyl Acetate Leaf Extracts of *Securidaca Longepedunculata* Fres. (Polygalaceae) and *Luffa Cylindrica* (L.) Roem. (Cucurbitaceae)**

Abolanle Azeez Abideen Kayode<sup>1\*</sup>, Mubo Adeola Sonibare<sup>2</sup> and Jones Olanrewaju Moody<sup>3</sup>

[ [HTML Full Text](#)] [ [Abstract](#)] [ [PDF](#)] [ [XML](#)]

DOI : <http://dx.doi.org/10.13005/ojc/360113>



Views: 212 PDF Downloads: 376

### **Effect of Alkaline Pretreatment on the Properties of Nigerian Castor Seed (*Ricinus communis* L.) Oil and Biodiesel Produced Thereof**

Joshua Iseoluwa Orege<sup>1</sup> , Ademola Oluwaseun Adeyemo<sup>1</sup>, Adeyinka Olubunmi Fasakin<sup>1</sup>, Odunola Blessing Omitola<sup>2</sup>, Usman Ali<sup>3</sup> and Emmanuel Ilesanmi Adeyeye<sup>1</sup>

[ [HTML Full Text](#)] [ [Abstract](#)] [ [PDF](#)] [ [XML](#)]

DOI : <http://dx.doi.org/10.13005/ojc/360114>



Views: 184 PDF Downloads: 386

### **Theoretical Prediction of Lipophilicity for Some Drugs Compounds**

Ammar A. Ibrahim<sup>1\*</sup>, Ali Y. Abd-Alrazzak<sup>1</sup>, Eid A. AbdalRazaq<sup>2</sup>, Entesar A. Sulliman<sup>3</sup>, Tamara Shamil<sup>1</sup>

[ [HTML Full Text](#)] [ [Abstract](#)] [ [PDF](#)] [ [XML](#)]

DOI : <http://dx.doi.org/10.13005/ojc/360115>



Views: 294 PDF Downloads: 397

### **Simultaneous Estimation of Gallic Acid and Embelin by Validated HPTLC Method in Three Marketed Formulations and in-House Formulated Manibhadra Yoga: A Polyherbal Ayurvedic Formulation**

Gulzar Alama<sup>1,2</sup> and Arun K. Mishra<sup>1</sup>

[ [HTML Full Text](#)] [ [Abstract](#)] [ [PDF](#)] [ [XML](#)]

DOI : <http://dx.doi.org/10.13005/ojc/360116>



Views: 233 PDF Downloads: 379

### **Evaluation of Antioxidant Activity and Membrane Stability of three Unani Medicines Preparation in Bangladesh**

Sazaul Morshed Sazib<sup>1</sup>, Sadia Afroz<sup>2</sup>, Tariqul Islam<sup>3</sup>, Abdullah Al Ragib<sup>2\*,4</sup>, Muhammad Zukaul Islam<sup>5</sup> and Abdullah Al Mahmud<sup>6</sup>

[ [HTML Full Text](#)] [ [Abstract](#)] [ [PDF](#)] [ [XML](#)]

DOI : <http://dx.doi.org/10.13005/ojc/360117>



Views: 285 PDF Downloads: 373

### **Removal of Chromium Ions from Tannery Wastewater using Cactus Powder**

Waleed H. Rimawi\* , Safa Shaheen and Hatim Salim

[ [HTML Full Text](#)] [ [Abstract](#)] [ [PDF](#)] [ [XML](#)]

DOI : <http://dx.doi.org/10.13005/ojc/360118>



Views: 300 PDF Downloads: 428

## Polyol Synthesis of Silver Nanoparticles and Deposition on Carbon Vulcan for 4-Nitrophenol Reduction Catalysis

Canh Minh Thang Nguyen<sup>1,3</sup>, Quoc Khanh Tran<sup>1</sup>, Vinh Tien Nguyen<sup>2\*</sup>

[ [HTML Full Text](#)] [ [Abstract](#)] [ [PDF](#)] [ [XML](#)]

DOI : <http://dx.doi.org/10.13005/ojc/360119>



Views: 277 PDF Downloads: 480

## TiO<sub>2</sub>NPs Embedded in Chitosan Membrane for Efficient Photodegradation of Various Dyes

Eman Alzahrani<sup>1\*</sup>, Rasha A Ahmed<sup>2</sup> and Reem Sattam Alotaibi<sup>1</sup>

[ [HTML Full Text](#)] [ [Abstract](#)] [ [PDF](#)] [ [XML](#)]

DOI : <http://dx.doi.org/10.13005/ojc/360120>



Views: 272 PDF Downloads: 497

## Characterization and TiO<sub>2</sub>- Catalyzed Degradation of Polyurethane Biopolymer through Medium Pro Compost

Andi Budirohmi<sup>1,2\*</sup>, Ahyar Ahmad<sup>2</sup>, Firdaus<sup>2</sup> and Paulina Taba<sup>2</sup>

[ [HTML Full Text](#)] [ [Abstract](#)] [ [PDF](#)] [ [XML](#)]

DOI : <http://dx.doi.org/10.13005/ojc/360121>



Views: 261 PDF Downloads: 469

## Efficient Electrochemical Removal of Ammonium in Wastewater Using Various Cathodes and A Ti/IrO<sub>2</sub> Anode

Alfa-Sika Mande Seyf-Laye<sup>1,2,3\*</sup> , Akpataku Kossitse Venyo<sup>2,3</sup>, Tchakala Ibrahim<sup>2</sup>, Djaneye-Boundjou Gbandi<sup>3</sup>, Bawa Leman Moctar<sup>2</sup> and Chen Honghan<sup>1</sup>

[ [HTML Full Text](#)] [ [Abstract](#)] [ [PDF](#)] [ [XML](#)]

DOI : <http://dx.doi.org/10.13005/ojc/360122>



Views: 271 PDF Downloads: 488

## Synthesis, Properties and Biological Effectiveness of Iron Oxide Nanoparticles Via Calcinations Method

Maged S. Al-Fakeh

[ [HTML Full Text](#)] [ [Abstract](#)] [ [PDF](#)] [ [XML](#)]

DOI : <http://dx.doi.org/10.13005/ojc/360123>



Views: 369 PDF Downloads: 479

## Ultrasound-Assisted Extraction of Phenolic, Flavonoid and Antioxidant Compounds from Dodonaea Viscose and Its Green Synthesis of Silver Nanoparticles by Aqueous Extract

Abdulaziz Ali Alomari

[ [HTML Full Text](#)] [ [Abstract](#)] [ [PDF](#)] [ [XML](#)]

DOI : <http://dx.doi.org/10.13005/ojc/360124>



Views: 350 PDF Downloads: 418

## Effect of Diethyl Carbonate as Additive to Waste Plastic Oil on Performance and Emission of a Diesel Engine

Pappula Bridjesh<sup>1</sup> and Narayanan Kannaiyan Geetha<sup>2\*</sup>

[ [HTML Full Text](#)] [ [Abstract](#)] [ [PDF](#)] [ [XML](#)]



Views: 253 PDF Downloads: 430

### Synergistic Effect of Turmeric (*Curcuma longa*), Galanga (*Alpinia galanga*) Powder and Lemongrass (*Cymbopogon citratus*) Essential Oil as Natural Preservative in Chilled Storage of White Hard Clam (*Meretrix lyrata*)

Minh Phuoc Nguyen

[ [HTML Full Text](#) ] [ [Abstract](#) ] [ [PDF](#) ] [ [XML](#) ]

DOI : <http://dx.doi.org/10.13005/ojc/360126>



Views: 521 PDF Downloads: 430

### Generation of Near-UV Absorption Band at Extremely Alkaline Ph in Colloidal Coffee

Arindam Kushagra<sup>1</sup> and Akshaya Pandey<sup>2</sup>

[ [HTML Full Text](#) ] [ [Abstract](#) ] [ [PDF](#) ] [ [XML](#) ]

DOI : <http://dx.doi.org/10.13005/ojc/360127>



Views: 294 PDF Downloads: 427

#### Links

[Article Processing Charges](#)

[Current Issue](#)

[Editorial Board](#)

[Home](#)

[Indexed in](#)

[Policies](#)

[Aims & Scope](#)

[Article Submission Workflow](#)

[Join Our Team of Reviewers](#)

[Online Submission](#)

#### Contact Us

Your Name (required)

Your Email (required)

Phone Number

Comment

Which is bigger, 5 or 8?

T<sup>2</sup>9H

Type the above text in box below

#### Google Page Rank

Page Rank

#### License



This work is licensed under a Creative Commons Attribution 4.0 International License.



## Editorial Board

### Editor in Chief

**Prof.(Dr.) S.A. Iqbal**

editor@orientjchem.org

Dr. Iqbal at present is serving as Ex-Director in Crescent College of Technology, affiliated to Rajiv Gandhi Technical University, Bhopal India. He is serving Oriental Journal of Chemistry as Chief Editor since last thirty years. Dr. Iqbal is conducting research on environmental, co-ordination and drug chemistry and has a credit of producing 26 Ph.D. (s) Dr. Iqbal has published about 120 research papers in international journals and is the author and co-author of 25 books on various topics of chemistry. He has presented his research work in many International Conferences and is the reviewer of Elsevier publications and is the visiting scientist of Japan and Saudi Arabia.

[See Full Profile](#)

### Honorable Members of International Advisory Board

**Prof. Marek Wesolowski**

Medical University of Gdansk,  
Department of Analytical Chemistry,  
Gdansk Poland  
marwes@gumed.edu.pl  
**Scopus ID:** 7006285037

**Dr. Wolfgang Linert**

Vienna University of Technology, Vienna  
Austria  
wolfgang.linert@tuwien.ac.at  
**Scopus ID:** 7004579617

**Prof. Mushahid Husain**

Jamia Millia Islamia,  
New Delhi- 110 025  
India  
mhusain1@jmi.ac.in  
**Scopus ID:** 7201522764

**Dr. Abdulwahab Omri**

Laurentian University, Ontario,  
Canada  
aomri@laurentian.ca  
**Scopus ID:** 35492680500

**Dr. Mehmet Emin Argun**

Selcuk University, Konya,  
Turkey  
argun@selcuk.edu.tr  
**Scopus ID:** 9843260900

**Dr. Nenad Ignjatović**

Institute of Technical Sciences Serbian  
Academy of Science and Arts, Knez  
Mihailova 35/4 Belgrade, 11000, Serbia  
dr.nenad.ignjatovic@gmail.com  
**Scopus ID:** 6602122010

**Dr Ayssar Nahlé**

Department of Chemistry, College of  
Sciences, University of Sharjah,  
Sharjah, United Arab Emirates.  
anahle@sharjah.ac.ae  
**Scopus ID:** 6603539686

**Dr. Pavel Mokrejs**

Department of polymer Eng. Tomas Bata  
University 76005, Czech Republic  
mokrejs@ft.utb.cz  
**Scopus ID:** 16031533900

**Dr Magdalena Valentina Lungu**

National Institute for Research and  
Development in Electrical Engineering  
Romania  
magda\_lungu71@yahoo.com  
**Scopus ID:** 24080874500

**Prof. Dr. Hathama Razooki Hasan**

Chemistry Department College of Science  
University of Baghdad Baghdad, Iraq  
hathama2012@gmail.com  
**Scopus ID:** 55048488800

**Prof. Saksit Chanthai**

Department of Chemistry, University of  
Khon Kaen 40002,  
Thailand  
sakcha2@kku.ac.th  
**Scopus ID:** 6507469400

**Dr. Soumyakanti Adhikari**

Bhabha Atomic Research Centre, Mumbai,  
India  
asoumya@barc.gov.in  
**Scopus ID:** 8441713100

**Prof. Dr. Mohamad J. Al-Jeboori**

Department of Chemistry, College of  
Education for Pure Science University of  
Baghdad. Iraq  
mohamadajeboori@yahoo.com  
**Scopus ID:** 24553673600

**Dr Marisa Cabeza**

Autonomous Metropolitan University  
Calzada del Hueso 1100. Colonia Villa  
Quietud., Mexico  
marisa@correo.xoc.uam.mx  
**Scopus ID:** 7004658688

### Managing Editors and Advisers

**Prof. Dr. Sarwar Alam**

Jamia Hamdard, (University)  
New Delhi,  
India  
msalam@jamiyahamdard.ac.in

**Dr. Pounraj Thanasekaran**

Institute of Chemistry Academia Sinica,  
Nankang, Taipei  
Taiwan  
ptsekaran@yahoo.com  
**Scopus ID:** 6602231318

**Prof. E. M. R Kiremire**

Faculty of Science,  
University of Namibia,  
kiremire15@yahoo.com  
**Scopus ID:** 15122634300

**Prof. Dr. Murat Hatipoglu****Dr. Renato Toffanin**

A New Edition of Web of Science



National Academy of  
Agricultural Sciences, India  
2019 NAAS Score: 5.05



CNKI Scholar  
(China National Knowledge Infrastructure)

Journal Archived in:



## News & Events

Life Fellowship Awards in  
Chemistry by Researchers Society  
of Chemical Sciences, Bhopal,  
India.



Click here to download  
Membership Form of Researchers  
Society of Chemical Sciences

[Click here for RSCS Details](#)

Dokuz Eylul University, Izmir Vocational  
School 35380 Buca- Izmir / Turkey  
murat.hatipoglu@deu.edu.tr

**Scopus ID:** 18134877300

Advanced Research Centre For  
Health, Environment and Space Castellana  
Grotte, Italy

Renato.toffanin@hotmail.com

**Scopus ID:** 7004149529

## Members of International Editorial Board

### Dr. M.G.H. Zaidi

Department of Chemistry, G. B. Pant  
University of Agriculture and Technology  
Pantnagar Uttarakhand 263145 India  
mgh\_zaidi@yahoo.com

### Dr. Marie Humbert-Droz

Department of Chemistry  
Stanford University Serra Mall Stanford, CA India  
94305, United States  
mhdroz@stanford.edu

**Scopus ID:** 55680884800

### Prof. Noor Azhar Mohamed Shazili

(INOS) Universiti Malaysia  
Terengganu, Malaysia  
nazhar@umt.edu.my

**Scopus ID:** 55645675800

### Prof. Guemra Kaddour

Faculty of Exact Sciences, laboratory of  
Macromolecular physical Organic  
Chemistry, Djilali Iiabes University, Sidi Bel  
Abbes, 22000,  
Algeria

Guemra\_2@yahoo.fr

### Prof. Sunday J. Ojolo

University of Lagos, Lagos,  
Nigeria

ojolosunday@yahoo.com

**Scopus ID:** 25648236700

### Dr. M. Shaheer Akhtar

Chonbuk National University, Jeonbuk,  
South Korea  
shaheerakhtar@jnbu.ac.kr

**Scopus ID:** 18933527100

### Dr. L. N. Suvarapu

University Environmental Engineering,  
Gyeongsan,  
Republic of Korea suvarapu@gmail.com

**Scopus ID:** 53982065500

### Dr. Syed Adnan Ali Shah

Faculty of Pharmacy, University Technology  
MARA Cawangan Selangor Kampus  
Puncak Alam, 42300 Malaysia  
benzene301@yahoo.com

### Dr. Yodthong Baimark

Department of Chemistry, Faculty of  
Science, Mahasarakham University  
Mahasarakham,  
Thailand

Yodthongb@gmail.com

**Scopus ID:** 22957332200

### Dr. Soumik Biswas

Texas A & M University,  
Texas, U.S.A  
biswsoumik@gmail.com

**Scopus ID:** 36439185400

### Dr. Jing-Jing Zhang

University of Illinois Urbana Champaign  
Urbana,

### Dr. Ioana Stanciu

University of Bucharest Bucharest,  
Romania

Istanciu75@yahoo.com

**Scopus ID:** 15124341100

### Dr. Charanjit Kaur

Barkatullah University Bhopal,  
India

ck2162000@yahoo.co.in

### Dr. Mohsen Mhadhbi

Faculty of Science, Laboratoire de  
Métallurgie Appliquée, Tunisia  
Mhadhbi\_mohsen@yahoo.fr

**Scopus ID:** 24280679900

### Dr. Attilio Naccarato

CNR-Institute of Atmospheric Pollution  
Research Rende (CS)  
Italy

attilio.naccarato@iia.cnr.it

**Scopus ID:** 35726033800

### Dr. Sasidhar Kantheti

Scientist at AkzoNobel, Deventer, 7411BL,  
The Netherlands

Sasidhar.kantheti@gmail.com

### Dr. Anup Pandith

Research Professor  
Molecular Diagnostics and Therapeutics  
Unit, Dept. of Chemistry School of Natural  
Science, Kyung Hee University, Seoul,  
South Korea

Email: anupandith@khu.ac.kr

**Scopus ID:** 56736312500

### Dr. Nilesh Zaware

Dept. of Chemical Biology Mount Sinai  
School of Medicine,  
New York, U.S.A

Nilesh.zaware@mssm.edu

**Scopus ID:** 37020392000

### Dr. Melody Anak Kimi

Universiti Malaysia Sarawak 94300 Kota  
Samarahan,  
Sarawak

kmelody@unimas.my

### Dr. Abdul Jabbar Al-Rajab

Center for Environmental Research  
and Studies, Jazan University, Kingdom of  
Saudi Arabia

alrajab@hotmail.com

**Scopus ID:** 24461327700

### Dr. Jyothi Dhuguru

University of Massachusetts Medical  
School,  
Worcester Worcester, 01655, USA

Jyothi.dhuguru@gmail.com

**Scopus ID:** 47360948000

### Dr. Vaishali Tomar

Formulation Scientist ABH Natures Product,

### Dr. Ravindra M. Kumbhare

Indian Institute of Chemical Technology,  
Hyderabad, India kumbhare@iict.res.in

**Scopus ID:** 7801611167

### Dr. Farooq Sher

Faculty of Engineering, Environment and  
Computing, Coventry University  
Gulson Road, Coventry  
United Kingdom

ad0040@coventry.ac.uk

**Scopus ID:** 57204792804

### Dr. Suman Malik

Satya Sai Autonomous College Barkat-  
Ullah University, Bhopal  
drsumanmalik@gmail.com

**Scopus ID:** 56249467200

### Prof. C. Teodora Emilia

University of Agricultural Sciences and  
veterinary Medicine Cluj-Napoca,  
Romania

Teodora.coldea@usamvcluj.ro

### Dr. Amos T. Kabo-bah

Hohai University, Nanjing,  
China

kabobah@yahoo.com

**Scopus ID:** 55246828400

### Dr. Ozge Gok

Dokuz Eylul University, Izmir,  
Turkey

ozge.solak@deu.edu.tr

**Scopus ID:** 39361217200

### Dr. Tanveer Alam

University of Nizwa, Mouz, Nizwa, Sultanate  
of Oman

almtanveer@yahoo.co.in

**Scopus ID:** 55118993400

### Dr. Khabat M. Ahmad

Department of Petroleum Engineering-  
Miskolic University, Miskolic-Hungary  
khabatsul@yahoo.com

### Dr. Valentina Arapi

Agricultural University of Tirana, Tirana,  
Albania

valiarapi@hotmail.com

**Scopus ID:** 55298914200

### Dr. Vijay kumar

University of the Free State, Bloemfontein,  
Republic of South Africa

Vj.physics@gmail.com

### Dr. Hakan Arslan

Department of Chemistry,  
Mersin University, Mersin, 33343, Turkey

U.S.A  
jzhan@illinois.edu

**Dr. Belkheir Hammouti**

Department of Chemistry,  
Mohammed Premier University,  
60000 Oujda, Morocco  
hammoutib@gmail.com

**Dr. Thangavelu Kokulnathan** Department  
of Chemical Engineering and  
Biotechnology, National Taipei University of  
Technology, Taiwan.

Kokul49@gmail.com

**Scopus ID:** 57193885988

**Dr. Tanay Pramanik**

Department of Chemistry,  
Lovely Professional University, Punjab,  
India

Tanay.pramanik@gmail.com

**Dr. Larissa Ravil'evna Sassykova**

Department of Physical Chemistry,  
Catalysis, and Petrochemistry, Faculty of  
Chemistry and Chemical Technology of Al-  
Farabi Kazakh National University, Almaty,  
Kazakhstan.

larissa.rav@mail.ru

**Scopus ID:** 56178673800

**Dr. Gomaa Abdelgawad Mohammed Ali**

Chemistry Department, Faculty of Science,  
Al-Azhar University, Assiut, 71524  
Egypt

gomaasanad@gmail.com

**Scopus ID:** 38560963100

**Prof. Dr. İlhan Uzun**

Dicle University, Faculty of Education,  
Department of Chemistry Diyarbakir, 21280,  
Turkey

iuzun21@yahoo.com

**Dr. Naeem Uddin Siddiqui**

M.J.P. Rohilkhand  
University Shahjahanpur,  
India

naeemuddinsiddiqui@gmail.com

**Dr. Mamedova Gunel**

Department of the Azerbaijan National  
Academy of Sciences,  
Institute of natural resources, 76, Heydar  
Aliyev avenue,

Nakhchivan, Azerbaijan

gunelmamadova@mail.ru

**Dr. Bal Krishna**

Bahra University, Shimla Hills,  
Waknaghat, Solan  
India

bkrishan.krg@gmail.com

**Scopus ID:** 23002037000

**Dr. Virendra Kumar Tiwari**

Department of Chemistry,  
University of Nebraska Lincoln  
824-B Hamilton hall  
Lincoln, NE 68558-0304 USA

virendrat21@gmail.com

**Scopus ID:** 55790073900

Hauppauge(NY)-11788, U.S.A  
Vaishali.aura08@gmail.com

**Dr. Sripal Reddy Palavai**

Aurobindo Parma U.S.A, Raleigh North  
Carolina, 27606 U.S.A

Sripal27@gmail.com

**Dr. Fozia Z. Haque**

M.A.N.I.T.,Bhopal,  
foziazia@rediffmail.com

**Scopus ID:** 48461296600

**Dr. Mingjing Sun**

Department of Plant & Soil Sciences,  
University of Delaware, Newark, DE, USA  
smj@udel.edu

**Scopus ID:** 57013900200

**Dr. Mainak Banerjee**

Department of Chemistry, BITS-Pilani- K. K.  
Birla Goa Campus, NH 17B, Bye Pass  
Road, Zuarinagar, 403726, Goa, India  
mainak@goa.bits-pilani.ac.in

**Scopus ID:** 7201743845

**Dr. Malinee Sririyanun**

King Mongkut's University of Technology  
North Bangkok 1518 Pracharat 1 Rd,  
Bangsue,

Bangkok, Thailand

macintous@gmail.com

**Scopus ID:** 24473777500

**Prof. Dinesh Chand**

Amity University Dubai Campus  
United Arab Emirates

dsharma@amityuniversity.ae

**Scopus ID:** 36971665400

**Dr. Bimal Krishna Banik**

Department of Mathematics and Natural  
Science, Prince Mohammad Bin Fahd  
University, P. O. Box 1664; Al Khobar  
31952, Kingdom of Saudi Arabia

bimalbanik10@gmail.com

**Dr. Liviu Mitu**

University of Pitesti, Pitesti, Romania,  
Romania University of Pitesti, Pitesti,  
Romania.

Ktm7ro@yahoo.com

**Dr. Pham Tien Duc,**

Faculty of Chemistry, VNU University of  
Science Vietnam National University, Hanoi  
19 Le Thanh Tong, Hoan Kiem, Hanoi  
100000, Vietnam

**Dr. Haresh Thakellapalli**

Department of Medicinal Chemistry,  
Pfizer Inc Insourcing-AviSyn Pharma  
Groton, CT, USA

Haresh.thakellapalli@avisyn.com

hakan.arslan@mersin.edu.tr

**Scopus ID:** 57200576372

**Dr. Radha Akella**

Department of Biophysics  
UT Southwestern Medical Center at Dallas  
5323 Harry Hines Blvd  
radha@chop.swmed.edu

**Scopus ID:** 7003311138

**Dr. Uttam Pal**

Chemical Sciences Division, Saha Institute  
of Nuclear Physics 1/AF Salt Lake Kolkata  
700064, India

uttampal@live.com

**Scopus ID:** 54896307100

**Dr. Julia Ubaskina**

Laboratory of custom organic synthesis of  
Institute for Chemical Reagents and High  
Purity Chemical Substances of NRC,  
Moscow, 107076, Russia

baseou@yandex.ru

**Scopus ID:** 57192817935

**Dr. Tawkir Sheikh**

Arts, Com. and Science College, Tukum  
Chandrapur- 442401  
India

msheikh196@gmail.com

**Scopus ID:** 35318827700

**Dr Amrita Chatterjee**

Department of Chemistry, BITS Pilani KK  
Birla Goa Campus, NH 17 B Zuarinagar,  
Goa, 403726, India

amrita@goa.bits-pilani.ac.in

**Dr. Nelson R. Villarante**

Department of Physical and Sciences  
College of Arts and Sciences, University of  
the Philippines, Manila

nr Villarante@up.edu.ph

**Scopus ID:** 15047313200

**Dr. Karol Wróblewski**

Department of Experimental and Clinical  
Pharmacology  
University of Rzeszów, Poland

karolw222@wp.pl

**Scopus ID:** 55242108000

**Dr. Alejandro Ezequiel Cristofalo**

Faculty of Exact and Natural Sciences,  
University of Buenos Aires, Argentina

acristofalo@gmail.com

**Dr. Juan Camilo Cardenas**

Dept. of Chemistry – Universidad de  
Ciencias Aplicadas Ambientales (UDCA),  
Bogotá, Colombia

jccardenass@gmail.com

**Scopus ID:** 7005261457

## Editorial Assistants

**Dr. Vandana Magarde**

**Dr. Sibi Jose**

**Dr. Farhana Afridi**

Barkatullah University,  
Bhopal, India  
vmagarde@yahoo.co.in  
**Scopus ID:** 36114243100

**Dr. Arshi Siddqui**  
Barkatulla University,  
Bhopal, India  
arshifazal@ymail.com

Barkatullah University, Bhopal,  
India  
kojose@yahoo.com  
**Scopus ID:** 49863564600

Barkatulla university, Bhopal  
India  
drafridifarhana@gmail.com

## Links

[Article Processing Charges](#)

[Current Issue](#)

[Editorial Board](#)

[Home](#)

[Indexed in](#)

[Policies](#)

[Aims & Scope](#)

[Article Submission Workflow](#)

[Join Our Team of Reviewers](#)

[Online Submission](#)

## Contact Us

Your Name (required)

Your Email (required)

Phone Number

Comment

Which is bigger, 5 or 8?

9 **L A J**

Type the above text in box below

## Google Page Rank



## License



This work is licensed under a Creative Commons Attribution 4.0 International License.



# Oriental Journal of Chemistry

An International Research Journal of Pure & Applied Chemistry

[Home](#)
[About Us](#)
[Editorial Board](#)
[Indexed in](#)
[Current Issue](#)
[Coming Issue](#)
[Archives](#)
[Submission](#)  
[Contact Us](#)

## Indexed in

 Clarivate Analytics ISI, Thomson Reuters Masters Journal List, USA	 <b>NAAS India</b> <b>2019 Score: 5.05</b> National Academy of Agricultural Sciences	 CAS Chemical Abstracts (USA)
 CABELLS Cabells	 ROAD Road	 Research Gate
 Publon	 ProQuest	 <b>ULRICHSWEB</b> GLOBAL SERIALS DIRECTORY ULRICHS WEB
 Google Scholar	 SHERPA/RoMEO Sherpa Romeo	 SciVerse (The Netherlands)
 WorldCat	 Crossref (UK)	 EBSCO
 J-Gate	 portico	 CNKI Scholar (China National Knowledge Infrastructure)
 Elektronische Zeitschriftenbibliothek	 GENAMICS	 ICMJE
 RefWorks	 BASE	 CABI (Soil and Fertilizers)
 Plant Genetic Resources Abstracts CABI (Plant Genetic Resource Abstract)	 EVISA	 refseek
 OhioLINK	 Scilit	 MIAR
 Connect Journal (India)	 Open Academic Journals Index OAJI (Open academic journals index)	 Georgetown University Library (USA)
 University of Saskatchewan (Canada)	 WRLC Catalog	 Open Science Directory
 University Libraries (University of Washington) (USA)	 HARVARD Library	 Auburn University Libraries Catalog
 Directory of German Library Codes	 Google Books	 ETH BIBLIOTHEK



A New Edition of Web of Science



**National Academy of Agricultural Sciences, India**  
**2019 NAAS Score: 5.05**



CNKI Scholar  
 (China National Knowledge Infrastructure)

Journal Archived in:



PORTICO

## News & Events

**Life Fellowship Awards in Chemistry by Researchers Society of Chemical Sciences, Bhopal, India.**



[Click here to download Membership Form of Researchers Society of Chemical Sciences](#)

[Click here for RSCS Details](#)



## Characterization and TiO<sub>2</sub>- Catalyzed Degradation of Polyurethane Biopolymer Through Medium Pro Compost

ANDI BUDIROHMI<sup>1,2\*</sup>, AHYAR AHMAD<sup>2</sup>, FIRDAUS<sup>2</sup> and PAULINA TABA

<sup>1</sup>Sekolah Tinggi Ilmu Kesehatan Gema Insan Akademik Makassar, 90134, Makassar, Indonesia.

<sup>2</sup>Department of Chemistry, Faculty of Mathematics and Natural Sciences, Hasanuddin University, Makassar 90245, Indonesia.

\*Corresponding author E-mail: andibudirohmi@gmail.com

<http://dx.doi.org/10.13005/ojc/360121>

(Received: January 07, 2020; Accepted: February 08, 2020)

### ABSTRACT

Fungal *Trichoderma harzianum* and *Pleurotus ostreatus* contained in the pro-compost shows the ability to produce enzymes, which can overhaul the structure of polyurethane so that it breaks down easily in the environment. Polyurethane degradation was carried out by using the blackout method through the compost pro medium. Some characterization techniques carried out include techniques to determine mass loss and polyurethane degradability. Analysis of functional groups with Fourier Transform Infra-Red (FTIR), and surface observation with the Scanning Electron Microscopy technique (SEM). Based on the results of quantitative analysis during biodegradation, there is a mass loss of 87.5% in polyurethanes synthesized from PEG, MDI, KBH starch and degradability 0.1987 g/day. FTIR test showed that before degradation there was a urethane functional group C = O and an N-H functional group after the degradation of urethane functional group C = O and the N-H group is absent in the samples.

**Keywords:** Degradation, Biopolymer, Polyurethane, Pro compost.

### INTRODUCTION

The development of the polymer industry, individually polyurethane (Pu) grows so fast, and every year its production continues to increase, given its many advantages and quite practical in its use<sup>1</sup>. Along with the use of polymers, quite a lot also has an impact on an increase in polymer waste that is difficult to degrade in the environment<sup>2</sup>. Several studies have been conducted to make polymer materials that are resistant to degradation in the environment

such as; polyurethane synthesized from Iron (III) acetylacetonate (Fe(acac)<sub>3</sub>), silver nitrate, oleic acid, oleylamine, 1-octadecanoic, 1-octadecene ethanol, hexane acrylic polyol and polyisocyanate<sup>3</sup>.

Polymers synthesized from synthetic chemicals pose new problems, namely polymer waste that is difficult to decompose in nature and if left unchecked will endanger the environment<sup>4</sup>. The right way to solve polymer waste and does not cause new problems in the environment is the



process of biodegradation. Most polymers on the market are polymers from chemicals that are difficult to degrade in the environment. For the sake of the realization of an environment free of waste polymer, the right step is to synthesize the polymer from organic matter that is easily degraded<sup>5</sup>. Several studies of polyurethanes synthesized from organic materials have been developed, for example, Izopianol, purocyn B, polyester polyols, potassium hydroxide, N, N-dimethyl cyclohexylamine, Tris (2-chloro-1-methyl ethyl) phosphate, diphenylmethane-4,4'-diisocyanate (MDI) and potato protein<sup>6</sup>. Besides that, polyurethane from cellulose acetate, Isophorone diisocyanate (IPDI), polyethyleneglycol, dibutyltin dilaurate (DBTL), ethylene glycol<sup>7</sup> was synthesized.

Based on previous research shows that if polyurethane is synthesized from natural materials, it will be easily degraded. Biodegradation of organic materials, especially natural polymers, such as cellulose, lignin, or rubber, can occur due to microbiological attacks on these materials. Microorganisms can produce various enzymes that can react with natural polymers<sup>8</sup>. Enzymatic reactions to polymers can occur if microorganisms obtain food sources from the polymer,<sup>9</sup> through a medium such as pro-compost.

Pro compost is an effective formulation in decomposing or decomposing organic matter and can be biocontrol so that it is very useful to break down various types of wastes that contain the fungus *Trichoderma* sp, *Pleurotus estrous*, termites and microbes. Application of *Trichoderma* sp; such as *Trichoderma harzianum*, into the soil can accelerate the breakdown of organic matter<sup>10,11</sup>, because this fungus can produce three enzymes namely; enzymes cellobiohydrolase (CBH), which actively destroys natural cellulose; an endoglucanase enzyme that actively destroy dissolved cellulose; and the glucosidase enzyme that actively hydrolyzes the cellobiose unit into molecule glucose. This enzyme works synergistically so that decomposition can take place more quickly and intensively<sup>12</sup> that, siderophore also has the potential to control phytopathogenic fungi and bacteria<sup>11</sup> through antagonist mechanism by inhibiting pathogenic enzyme activities<sup>7</sup> and mechanism of nutrient competition<sup>12</sup>.

## MATERIAL AND METHODE

### Material

Kepok banana hump (KBH) was obtained from Sengkang, South Sulawesi, Indonesia, Methylendifenyl diisocyanate (MDI), polyethylene glycol (PEG) 400, nanoparticles titanium dioxide (TiO<sub>2</sub>) and aqua dest, obtained from Merck and Sigma Aldrich. Pro Compost from the Hasanuddin University Faculty of Agriculture Biotechnology.

### Procedure

The polyurethane synthesis process is carried out by a one-step process method. Where KBH starch was weighed in a glass of 2.597 g, then 10 g of PEG and 1,342 g of TiO<sub>2</sub> were added, then stirred with a magnetic stirrer for 3 h to a temperature of 100°C. After that MDI was added then stirred together for 15 minutes. Preprinted polyurethanes are printed in 4 cm x 5 cm. The ready-made polyurethane is cut to a size of 2 cm x 2 cm, and then it is demolished in a compost pro medium every seven days, 14 days to 35 days.

## RESULTS AND DISCUSSION

Quantitative methods are the simplest way to characterize the biodegradation of a polymer by determining the mass loss and degradability of the polymer material. Mass loss is determined by weighing the mass of the polymer before and after the biodegradation process over a specified time interval, as shown in Egs.(1)

$$P (\%) = \frac{W_i - W_a}{W_i} \times 100\% \quad (1)$$

P = loss mass (%)

W<sub>i</sub> = sample mass before the biodegradation process

W<sub>a</sub> = sample mass after the biodegradation process

Degradability can indicate the ease of degradation of a polymeric material, can be determined by dividing the mass loss by biodegradation time, as shown in the Egs (2).

$$\text{Degradability} = \frac{\text{loss of mass}}{\text{time}} \quad (2)$$

The results of the calculation of Pu mass loss synthesized from KBH Starch, PEG400-MD and TiO<sub>2</sub> (Fig. 1a), and Fig. 1b is the calculation of the

result of Pu mass loss synthesized from PEG, MDI, and amilyum materials.

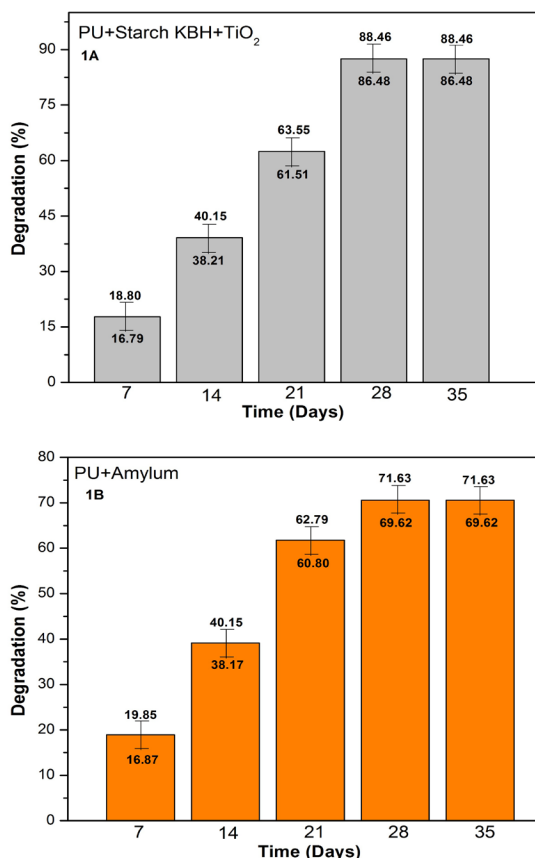


Fig. 1A Percentage of Polyurethane (Pu) loss synthesized from KBH, starch, and TiO<sub>2</sub> after degradation and Fig. 1b, the results of the FTIR polyurethane test were synthesized from amilyum after degradation

The loss of Pu mass synthesized from PEG, MDI, TiO<sub>2</sub>, and KBH starch increased with increasing biodegradation time until it did not change (fixed) on the 28<sup>th</sup> day and 35<sup>th</sup> day. The loss of Pu mass synthesized from KBH starch is 87.52% on the 28<sup>th</sup> day and 35<sup>th</sup> day. Likewise, what occurs to the polyurethane synthesized from PEG, MDI and amilyum materials, losing 70.59% of mass on days 28 and 35. This data shows that the longer the degradation time, the more part of the bio polyurethane molecule has been damaged by the attack of microorganisms. Whereas the Pu degradability synthesized from KBH starch on the 28<sup>th</sup> day was 0.1987 g/day and the 35<sup>th</sup> day was 0.1587 g/day. While the Pu degradability synthesized from amilyum on the 28<sup>th</sup> day was 0.1715 g/day and on the 35<sup>th</sup> day was 0.1372 g/day.

Degradability data show degradability decreases with increasing biodegradation time. These conditions show that the decrease in the rate of biodegradation can be caused by the smaller portion of Pu molecules that can be attacked by microorganisms because the surface of Pu has been saturated covered by biodegradation products. Also, it can be caused by functional groups that can be attacked or hydrolyzed by fewer and fewer enzymes from microorganisms<sup>13</sup>.

### Polymer Function Group Analysis with FTIR (Fourier Transform Infrared)

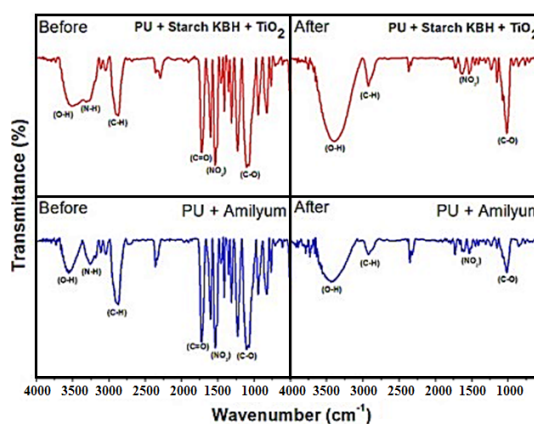



Fig. 2. Polyurethane (PU) FTIR test results were synthesized from KBH, starch, and TiO<sub>2</sub> before degradation and after degradation, and the results of the FTIR PU test were synthesized from amilyum before degradation and after degradation

Polyurethanes synthesized from PEG 400, MDI, KBH starch and TiO<sub>2</sub> from FTIR test results in Fig. 2, before degradation showed urethane group C=O in the range of wave number 1700 cm<sup>-1</sup> and N-H functional groups in the range of numbers 3250 cm<sup>-1</sup> after degradation the two functional groups no longer exist. Whereas polyurethane synthesized by PEG 400, MDI and amilyum material before degradation showed urethane functional group C = O which is in the range of 1700 cm<sup>-1</sup> and NH functional groups that are in the range of 3250 cm<sup>-1</sup> after degradation of the two functional groups are no longer there is, which is in the range of 3250 cm<sup>-1</sup> after the degradation of the two functional groups is gone. Also shown in this figure after the degradation of the OH group to increase in intensity, this gives an indication. An indication that in the degradation process, the involvement of hydroxyl groups facilitates access to polyurethane biodegradation.

Polymer surface observation with SEM (Scanning Electron Microscopy). SEM testing aims to show the morphology of a sample. In this case, the test is carried out to see the morphology of polyurethanes before degradation and after degradation. From this data, it appears that the polyurethane biodegradation process is going well. Polymer Surface Observation with SEM (Scanning Electron Microscopy).



**Fig. 3a. SEM Pu test results synthesized from PEG, MDI, TiO<sub>2</sub> and KBH starch and Fig. b. SEM Pu test result synthesized from PEG, MDI, and amilyum**

Polyurethanes synthesized from PEG 400, MDI, KBH starch and TiO<sub>2</sub> from FTIR test results in Fig. 2, before degradation showed urethane group C = O in the range of wave number 1700 cm<sup>-1</sup> and N-H functional groups in the range of numbers 3250 cm<sup>-1</sup> after degradation the two functional groups no longer exist. Whereas polyurethane synthesized by PEG 400, MDI and amilyum material before degradation showed urethane functional group C = O which is in the range of 1700 cm<sup>-1</sup> and N-H functional groups that are in the range of 3250 cm<sup>-1</sup> after degradation of the two functional groups are no longer there is, which is in the range of 3250 cm<sup>-1</sup> after the degradation of the two functional groups is gone. Also shown in this figure after the degradation of the OH group to increase in intensity, this gives an indication. An indication that in the degradation process, the involvement of hydroxyl groups facilitates access to polyurethane biodegradation.

Polymer surface observation with SEM (Scanning Electron Microscopy). SEM testing aims to show the morphology of a sample. In this case, the test is carried out to see the morphology of polyurethanes before degradation and after

degradation. From this data, it appears that the polyurethane biodegradation process is going well. Polyurethanes before degradation and after degradation can be seen in Fig. 2. Polyurethanes synthesized from PEG, MDI, TiO<sub>2</sub> and KBH starch before degradation showed that there were many uneven pores and after degradation, the pores appeared to have been closed, this is because polyurethanes had experienced the cracks and fragments cover the pores of polyurethane. In the picture also visible polyurethane before degradation the colour is slightly brownish-white, and after degradation, the colour changes to fade or turn pale white. In Fig. 2b, the polyurethane synthesized from PEG, MDI and amilyum material shows the existence of uneven pores, and after degradation, the pore has been closed, this occurs because the polyurethane has been brittle, and cracked, due to this fracture these particle fragments enter the pore and cover the polyurethane pores. Polyurethanes before degradation appear slightly brownish white colour, but after degradation, the colour fades to turn pale white. From this test shows the polyurethane has degraded well.

## CONCLUSION

Polyurethane (Pu) synthesized from KBH PEG, MDI and TiO<sub>2</sub> starches experience a mass loss with increasing biodegradation time until there is no change (constant) on the 28<sup>th</sup> day and 35<sup>th</sup> day. The loss of Pu mass synthesized from KBH starch is 87.52% on Day 28 and Day 35. Likewise, polyurethane synthesized from PEG, MDI and amilyum experienced a mass loss of 70.59% on days 28 and 35. Whereas Pu was synthesized from KBH starch material on day 28 losing mass 0, 1987 g/day and day 35 lost mass 0, 1587 g/day. Whereas the degradability of Pu synthesized from amilyum on the 28<sup>th</sup> day was 0.1715 g/day and on the 35<sup>th</sup> day was 0.1372 g/day. FTIR test showed that before degradation there was a functional group of urethane C = O and N-H functional group after the degradation of the two groups disappeared. This also occurs in Pu synthesized from amilyum compounds before degradation, there appears to be C = O and N-H functional groups but after degradation, both of these functional groups have disappeared.

**ACKNOWLEDGEMENT**

The author would like to thank the staff of the Integrated Chemistry Laboratory of the Department of Chemistry, Faculty of Mathematics and Natural Sciences, Hasanuddin University, LIPI Bandung, and the Makassar National Police Forensic Laboratory for helping to analyze the

sample, and the Indonesian Lecturer Excellence Scholarship-Indonesian Educational Fund Management Institute (BUDI-DN, LPDP) which has provided education funding.

**Conflict of interest**

The authors declare no conflict of interest.

**REFERENCES**

1. Patrycja, K.; Tamara, C.C.; Arantxa, E.; Janusz, D. *European Polymer Journal*, **2016**, *85*, 26-37.
2. Ravindra, V.G.; Pratik, K.; Prakash, A.M.; Pradeep T.G. *International Journal of Adhesion and adhesive*, **2019**, *95*, 102427.
3. Thi, N.L.; N, Truc V.D.; Thien, V.N.; Phi, H.D.; Van, T.T.; Van, P.M.; Anh, H.N.; Duc, A.D.; Tuan, A.N.; Thi, K.A.V.; Dai, L.T.; Trong, L.L. *J. Progress in organic Coatings*, **2018**, *132*, 15-20.
4. Fengwei, X.; Tianlong, Z.; Peter, B.; Valsala, K.B. *J. Progress in Polymer Science*, **2019**, *90*, 211-268.
5. Lisa, T.; Tim, G.M.; Raju, A.; François, M.; Ranjith, J.; Ian, G.; Pathiraja A.G., *J. Biomaterials*, **2007**, *36*, 5407-5417.
6. Sylwia, C.; Massimo, F.B.; Krzysztof, S. *J. Polymer Testing*, **2018**, *68*, 135-145.
7. Tabinda, R.; Adnan, A.; Sidra, S.; Muhammad, A.; Fahad, J.; Abdul, M.; H, Tahir. *J. Carbohydrate Polymers*, **2016**, *153*, 582-591.
8. Khan, S.; Nadir, S.; Shah, Z.U.; Shah, A.A.; Karunaratna, S.C.; Xu, J.; Khan, A.; Munir, S.; Hasan, F., *J. Environmental Pollution*, **2017**, *225*, 469-480.
9. Kay, M.J.; Morton, L.H.G.; Prince, E.L. *J International Biodeterioration*, **1991**, *27*, 205-222.
10. Alessandro, B.; Giuliana, B.; Adriano, S.; Salvatore, M.; Donatella, C. *J. Science of The Total Environment*, **2016**, *557-558*, 733-739.
11. Francesco, V.; Krishnapillai, S.; Emilio, L. G.; Roberta, M.; Sheridan, L. W.; Matteo, L. *J. Soil Biology and Biochemistry*, **2008**, *40*, 1-10.
12. Rajendra, S.; Manoj, K.; Anshumali, M.; Praveen, K. M. *J. 3 Biotech*, **2016**, *6*(2), 17-26.
13. Harini, B. G. *J. Recycling of Polyurethane Foams*, **2018**, *3*, 29-44.
14. Sanita, S.R.; Mikelis, K.; Ugis, C. *J. Polymer Degradation and Stability*, **2019**, *167*, 50-57.